

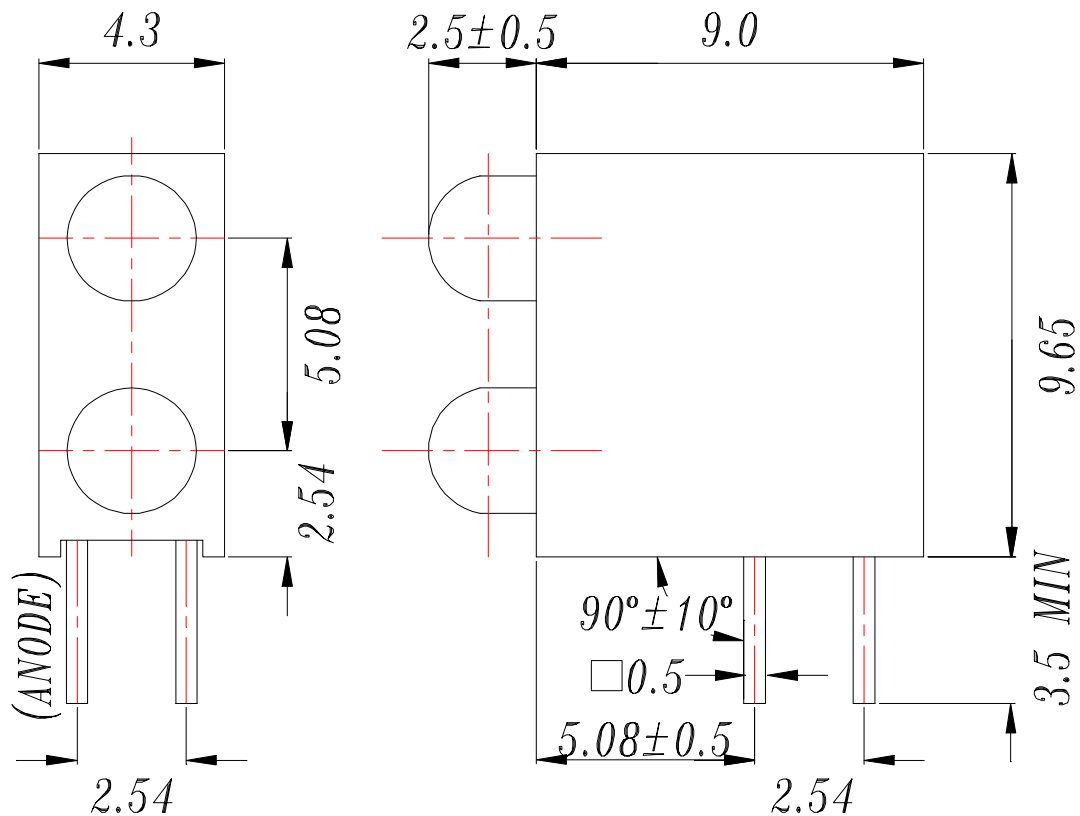


# EVERLIGHT ELECTRONICS CO.,LTD.

Device Number : DAE-069-222 REV.: 1.2

PART NO. : A694B/HG ECN :                      Page: 1 / 8

## ■ Package Dimensions:



## ■ Notes:

- 1.All dimensions are in millimeters, tolerance is 0.25mm except being specified
- 2.Lead spacing is measured where the lead emerge from the package

LED PART NO	Chip		Lens Color
	Material	Emitted Color	
234HD	GaP	Bright Red	Red Diffused
234GD	GaP	Green	Green Diffused

OFFICE : NO. 25,Lane 76,Sec.3, Chung Yang Rd., Tucheng 236, Taipei, Taiwan, R.O.C.

TEL : 886-2-2267-2000,2267-9936

FAX : 886-2-2267-6244,22676189,22676306

<http://www.everlight.com>



■ Descriptions:

- 1.ARRAY=Plastic Holder+Combinations of Lamps
- 2.The array will easily mount the applicable lamps on any panel

■ Features:

- 1.Low power consumption
- 2.High efficiency and low cost
- 3.Good control and free combinations on the colors of LED lamps
- 5.Good lock and easy to assembly
- 6.Stackable and easy to assembly
- 7.Stackable vertically and easy to assembly
- 8.Versatile mounting on PCB or panel
- 9.Stackable horizontally and easy to assembly

■ Applications:

- 1.Used as indicators of indicating the Degree, Functions, Positions etc, in electronic instruments.

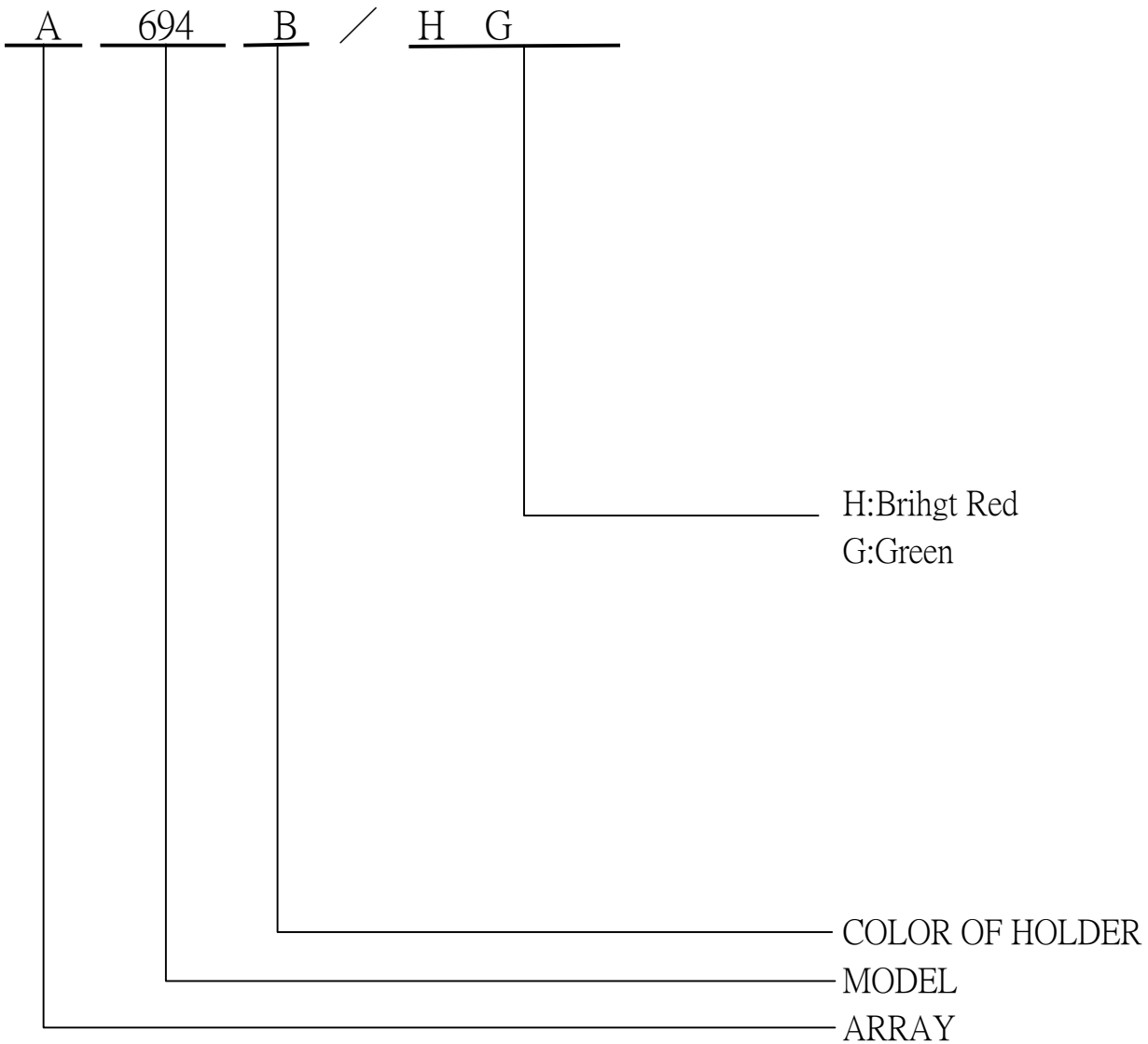


# EVERLIGHT ELECTRONICS CO.,LTD.

Device Number : DAE-069-222 REV.: 1.2

PART NO. : A694B/HG ECN : \_\_\_\_\_ Page: 3 / 8

## ■ LED LAMP ARRAYS selection guide:





# EVERLIGHT ELECTRONICS CO.,LTD.

Device Number : DAE-069-222 REV.: 1.2

PART NO. : A694B/HG ECN :                      Page: 4 / 8

## Absolute Maximum Ratings at Ta = 25°C

( H )

Parameter	Symbol	Rating	Unit
Forward Current	IF	15	mA
Operating Temperature	Topr	-40 to +85	°C
Storage Temperature	Tstg	-40 to +100	°C
Soldering Temperature	Tsol	260 ± 5	°C
Power Dissipation	Pd	45	mW
Peak Forward Current(Duty 1/10 @ 1KHz)	IF(Peak)	50	mA
Reverse Voltage	VR	5	V

## Electronic Optical Characteristics :

Parameter	Symbol	Min.	Typ.	Max.	Unit	Condition
Luminous Intensity	Iv	1.0	1.6	/	mcd	IF= 10 mA
Viewing Angle	2θ 1/2	/	70	/	deg	IF= 20 mA
Peak Wavelength	λ p	/	697	/	nm	IF= 20 mA
Dominant Wavelength	λ d	/	650	/	nm	IF= 20 mA
Spectrum Radiation Bandwidth	Δ λ	/	90	/	nm	IF= 20 mA
Forward Voltage	VF	1.5	2.0	2.4	V	IF= 20 mA
Reverse Current	IR	/	/	10	μ A	VR= 5 V



# EVERLIGHT ELECTRONICS CO.,LTD.

Device Number : DAE-069-222 REV.: 1.2

PART NO. : A694B/HG ECN :                      Page: 5 / 8

## Absolute Maximum Ratings at Ta = 25°C

( G )

Parameter	Symbol	Rating	Unit
Forward Current	IF	30	mA
Operating Temperature	Topr	-40 to +85	°C
Storage Temperature	Tstg	-40 to +100	°C
Soldering Temperature	Tsol	260 ± 5	°C
Power Dissipation	Pd	100	mW
Peak Forward Current(Duty 1/10 @ 1KHz)	IF(Peak)	160	mA
Reverse Voltage	VR	5	V

## Electronic Optical Characteristics :

Parameter	Symbol	Min.	Typ.	Max.	Unit	Condition
Luminous Intensity	Iv	2.5	10.0	/	mcd	IF= 10 mA
Viewing Angle	2θ 1/2	/	70	/	deg	IF= 20 mA
Peak Wavelength	λ p	/	565	/	nm	IF= 20 mA
Dominant Wavelength	λ d	/	570	/	nm	IF= 20 mA
Spectrum Radiation Bandwidth	Δ λ	/	30	/	nm	IF= 20 mA
Forward Voltage	VF	1.7	2.1	2.4	V	IF= 20 mA
Reverse Current	IR	/	/	10	μ A	VR= 5 V



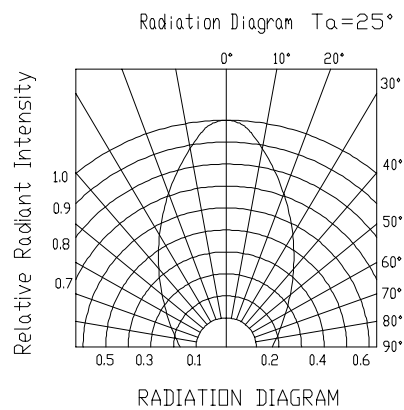
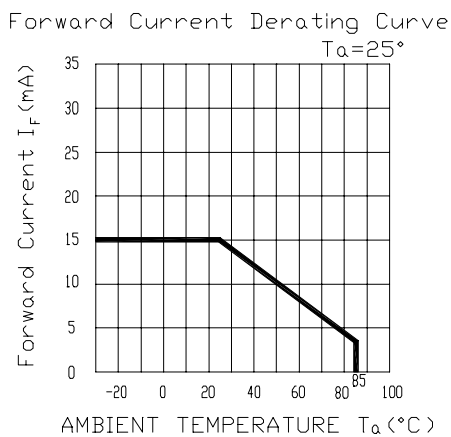
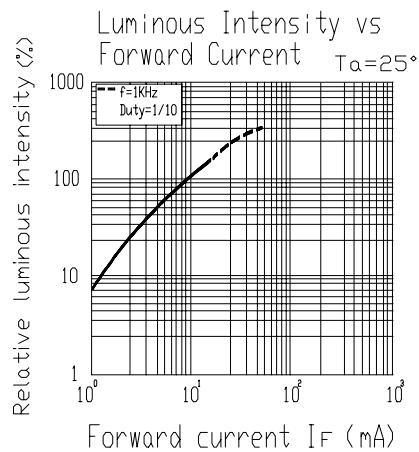
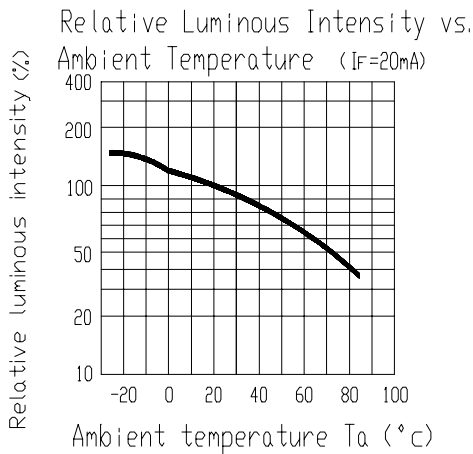
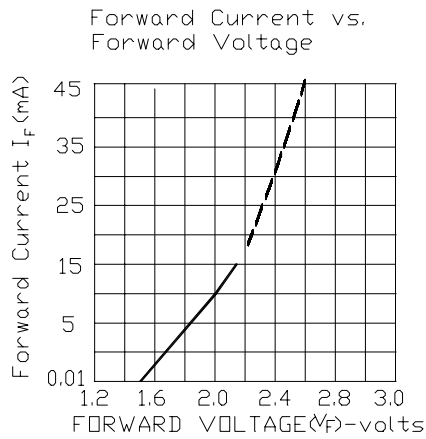
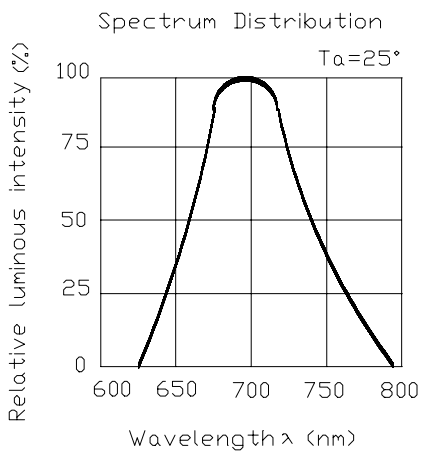
# EVERLIGHT ELECTRONICS CO.,LTD.

Device Number : DAE-069-222 REV.: 1.2

PART NO. : A694B/HG ECN : \_\_\_\_\_ Page: 6 / 8

## ■ Typical Electro-Optical Characteristic Curves:

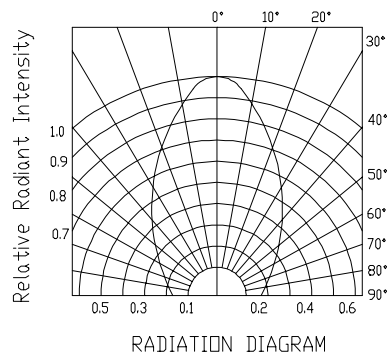
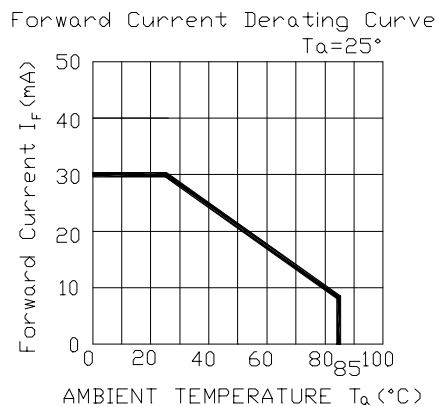
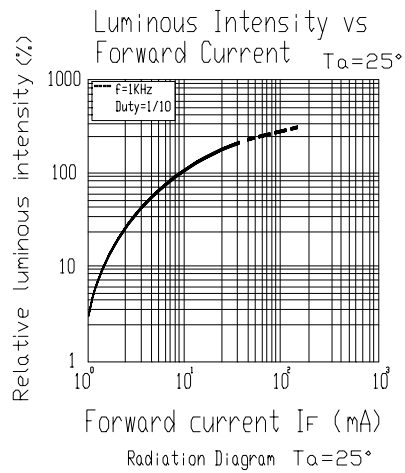
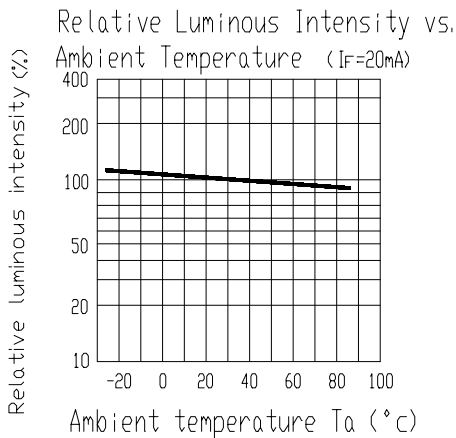
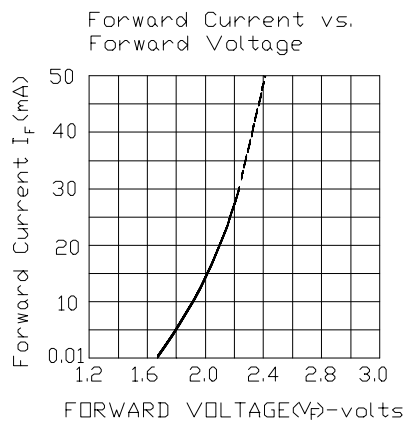
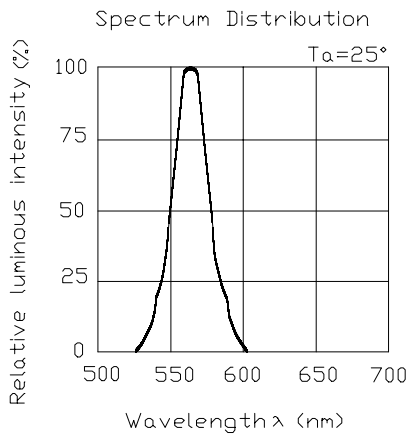
(H)





■ Typical Electro-Optical Characteristic Curves:

( G )





# EVERLIGHT ELECTRONICS CO.,LTD.

Device Number : DAE-069-222 REV.: 1.2

PART NO. : A694B/HG ECN :                      Page: 8 / 8

## ■ Reliability test items and condition

No	Item	Test Conditions	Test Hours/Cycle	Sample Size	Ac/Re
1	Solder Heat	TEMP : 260°C ± 5 °C	5 SEC	76 PCS	0/1
2	Temperature Cycle	H : +85°C 30min § 5 min L : -55°C 30min	50 CYCLES	76 PCS	0/1
3	Thermal Shock	H : +100°C 5min § 10 sec L : -10°C 5min	50 CYCLES	76 PCS	0/1
4	High Temperature Storage	TEMP : 100°C	1000 HRS	76 PCS	0/1
5	Low Temperature Storage	TEMP : -55°C	1000 HRS	76 Pcs	0/1
6	DC Operating Life	IF = 10 mA	1000 HRS	76 PCS	0/1
7	High Temperature / High Humidity	85°C/85% RH	1000 HRS	76 PCS	0/1